

# Trappa Poster Rails

*Snap action Aluminium poster rails ideal for supporting printable media.*




## features & benefits

- Simple snap action operation
- Aluminium with anodised silver finish
- Wall or ceiling mounted
- Suitable for substrates up to 300 microns thick
- Rails are sold in pairs complete with black or grey endcaps and moulded hooks
- Rails available in 0.3m, 0.5m, 0.6m, 0.9m, 1m, 1.2m, and A sizes (A4 to A0)
- Reuseable
- Optional accessories for window or ceiling mounting



## Optional accessories



VH001  
Self adhesive  
hook



VH002  
Magnetic  
Circular hook




VH003  
Sucker hook  
for windows

*Images shown with additional VH004 Wire 'C' hooks*

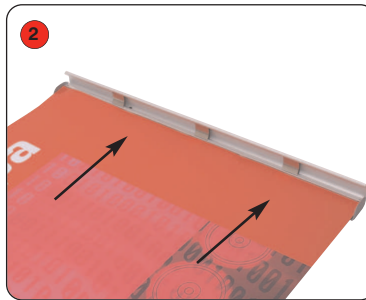
hardware specifications	graphic specifications	additional info
<p>Hardware Dimensions (mm): Rail profile 13mm (h) x 25mm (w)</p> <p>Weight: 0.8kg approx (pair of 1m wide rails)</p>	<p>Substrate: Suitable for substrates up to 300 microns thick</p> <p>Amount of graphic not visible when Trappa rail is closed: 15mm approx</p>	<p>Availability:</p> <p>Anodised aluminium</p> <p>Open or closed hooks, hook and end caps mouldings are available in either Black or Grey</p> <p>Optional accessories:</p> <p>Magnetic circular hooks, Self adhesive circular hooks, Window sucker hooks and Wire 'C' hooks</p>

We are continually improving and modifying our product range and reserve the right to vary the specifications without prior notice. All dimensions and weights quoted are approximate and we accept no responsibility for variance. E&OE.

# Assembly Instructions




Take the top rail (with hooks)  
and open



Place the graphic into the rail




Close the rail to secure the graphic  
into place



Take the bottom rail and open



Place the graphic into the rail



Close the rail to secure the graphic  
into place



Finally suspend the top rail